CHECKLIST

OPTIGRÜN SOLAR GREEN ROOF

To ensure we can process your enquiry quickly and reliably, please complete this checklist.
A fully completed checklist is a prerequisite for using our free service.

Detailed planning documents are also essential for an installation proposal:

1. **Cleared roof plan with dimensions and north arrow in PDF format**
2. **Building sections indicating the building and parapet heights (optional)**
3. **Module layout plan (if available)**
4. **PV module data sheet**

Please send the required data in PDF format together with the completed checklist to:

solar@optigruen.de

Please note:
An initial consultation by the Optigrün-Application Engineering is free of charge for you.
Any further modifications or changes will incur a charge of €250.

PROJECT:

Project number:		(assigned by Optigrün)	
Date:			
Project name:			
Street:			
Postcode:		City:	
Project stage:			
Execution period:			

CLIENT:

Company:			
Contact person:		Telephone:	
Street:		Mobile:	
Postcode:	City:	E-Mail:	

ROOF:

ROOF SHAPE

Building height: _____ m (excluding parapet height)

Roof pitch: _____ degree

SYSTEM ORIENTATION

☐ South



☐ East-West

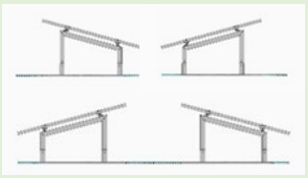

TERRAIN CATEGORY

☐ Terrain category I



Smooth, flat terrain without obstacles

☐ Terrain category III



Suburbs, industrial or commercial areas, forests

☐ Terrain category II



Terrain with hedges, isolated farmsteads, houses or trees, e.g. agricultural areas

☐ Terrain category IV

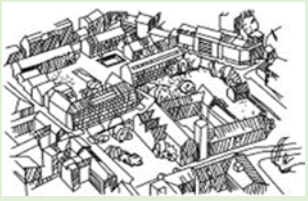

Metropolitan areas; 15% of the area is built up with buildings whose average height exceeds 15 m

PARAPET

Parapet height: _____ m (minimum height of the parapet above the top of the waterproofing/insulation)

Parapet width: _____ m

PHOTOVOLTAIC MODULE:

Please enclose the data sheet for the photovoltaic module.
The standard spacing between Optigrün mounting rails for Optigrün Solar is 900 mm - please check the permissible clamping ranges for the modules.

Desired total output: _____ kWp (Target total output of the PV system)

OPTIGRÜN®
ROOF GREENING

STRUCTURE:

SUPPORT STRUCTURE

☐ 10° incline

☐ 15° incline

☐ 20° incline

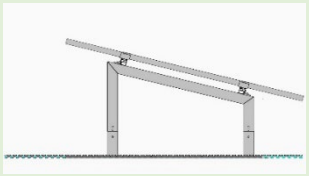

☐ Special spacing between rows of module mounting structures _____ in mm

INSULATION STRUCTURE

Waterproofing secured: ☐ yes ☐ No

☐ Warm roof

☐ Inverted roof

For inverted roofs and loose roof waterproofing:
Please provide the required dead load to secure the insulation/sealing in place in accordance with the structural analysis (insulation manufacturer/sealing contractor).

INSULATION

☐ Mineral wool

☐ PUR/PIR

☐ EPS/XPS

MODULE ARRANGEMENT

☐ Portrait 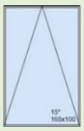

☐ Landscape 

GREEN ROOF

☐ Multi-layer extensive with FKD 25

☐ Retention roof with Meander FKM 30 and FKD 25

☐ Retention roof with WRB 80F

BALLAST

Min. substrate height: _____ mm

Load limit: _____ kN/m²

(Max. possible surface load for green roofs including PV modules and mounting system)

SPACING

Distance of the modules from the roof edge: _____ mm

FALL PROTECTION

Fall protection planning by Optigrün required: ☐ Collective protection GWP/GFS ☐ Individual protection OSL/OSP

You can find checklists for fall protection on our website.